



**FY2022-2023**

# **ANNUAL REPORT**

AND

# **FINANCIAL PERFORMANCE**

# **AUDITED FINANCIAL STATEMENTS**



**Redlands**  
c o a s t  
naturally  
wonderful

Aboriginal and Torres Strait Islanders are advised that this document may contain names and/or images of deceased persons.

Compiled by:

Sylvia McGarry, Redland Museum volunteer Secretary for FY2022-2023.

Thank you to everyone who assisted.

### **ACKNOWLEDGEMENT OF TRADITIONAL CUSTODIANS**

**Redland Museum acknowledges the Quandamooka People, the Traditional Custodians of the land and waters where we work. We acknowledge their Elders, past and present, and extend that respect to all Aboriginal and Torres Strait Islander Peoples in our Community.**

---



## Contents

### ANNUAL REPORT

President's Report	Page	3
Vision, Goals and Key Performance Indicators		5
Key Highlights for FY2022-2023		6
Goals		
• Protecting and Improving our Artefacts		7
• Developing our people to achieve our goals		10
• Making the Museum an attractive visitor destination		13
• Growing our engagement with the community		14
• Developing our education delivery		18
Attachments		
A. Supporters		19
B. Volunteer Assistance		20
FINANCIAL PERFORMANCE – Treasurer's Report		22
AUDITED FINANCIAL STATEMENTS		25



## President's Report

Bruce Smith, President

It is my pleasure to present this 2023 Annual Report to Redland Museum Members and to all Museum stakeholders.

As detailed in the Financial Report, the capital position of the Museum received a major boost during the past year resulting from receipt of funds through a bequest from the Estate of the Late June Berry. I take this opportunity to pay tribute to the life and generosity of our esteemed Life Member, June Berry. Her wonderful gift to the Museum places us in a very strong position to ensure a quality collection and a high standard of visitor experiences over many years to come.

During the financial year 2022-2023, the operations of the Museum have been most successful. The core objectives of the Museum are to collect, protect, restore and display significant artefacts that characterize the social history of the people who have lived in the Redland district. Restoration of objects such as the 1926 Indian Scout motorcycle will give us a “hero” display that will attract visitors to the Museum. Further work on recording and managing the collection went on quietly behind the public euphoria of our fund-raising events which contributed to strengthening visitor numbers.

Events included two major plays (for Australia Day and Queensland Day), a multicultural festival, concerts, and activities specifically for children on science and art/craft. In May 2023, we had the outstanding “Ode to the Banjo” night, set with the backdrop of our Grand View Hotel mural within the Museum’s Norm Austin Wing. This event was part of the contribution by Redland Museum to the annual National Trust Heritage Festival. In other event highlights, the superb work of our associates of Theatre Redlands (TR) should be acknowledged. During the past year, TR have actively participated in Museum life through the staging of four valuable productions including the acclaimed world premiere of “The Other Diggers” which covers the story of the Australian Women’s Land Army for the Queensland Day Play series.

The ongoing commitment by the Museum to share our space with the wider community has continued throughout the year via our program of Exhibitions, expertly curated by Rick Thomason OAM. The result was a wide range of subjects representing differing groups and individuals such as anniversary celebrations for community groups and works by local artists.

Part of the Museum’s Golden Jubilee in 2022 was the very successful Queensland Small Museums’ Conference held at our Museum on 7-9 October, with the theme: “Making My Museum Memorable”. Over the three days, there were many outstanding and varied presentations for delegates from all over the state and interstate to enjoy. Many thanks to the dedicated team of volunteers who contributed to this achievement.

In striving for excellence in the provision of outstanding visitor experiences and community inclusion, Redland Museum received significant public recognition for our efforts. We received the award by Tourism and Events Queensland (TEQ) of “Best of Queensland Experience 2022” status, and this was



reaffirmed for 2023. The crowning moment came in October 2022 at the annual Redlands Coast Chamber of Commerce Business Excellence Awards presentation event. The final award of the night was that Redland Museum was the 2022 Redlands Champion. Many congratulatory messages were received including one of note from our 2022 recipient of Life Membership of the Museum, Sandra Davis, who said: **“This is truly a feather in your cap! WELL DONE! It is great for the museum to be recognised in this way. Norm Dean would be delighted, as all of us are.”**

We continue building our association with the business community by becoming a member of the Redlands Coast Chamber of Commerce in February 2023 and with regular attendance at Chamber events. In line with the current Redland Museum Ten Year Strategic Plan, this will help us to develop strategic commercial partnerships.

In April 2023, Redland Museum was selected among several tourism related enterprises in Queensland to participate in the TEQ Transformational Experiences Mentoring Program. This involved a small team within the Museum taking part in a personalised mentoring process over a period of three months, aiming to formulate realistic action plans to achieve significant improvements within our visitor experience offering.

With our Vision in mind, a further key strategy within the adopted Strategic Plan involves engaging respectfully with local First Nation and multicultural peoples to include, preserve and display their respective cultures, stories and artefacts. We have indeed made significant progress towards developing this strategy with the lodgement of our Reconciliation Action Plan during the past year. I wish to thank our Past President, Doug Alexander, for his dedication and hard work in this important matter. Doug has gathered a project team who are working towards the development of a significant display within the Museum that will become an outstanding educational feature for our future visitor experience.

Over the course of the past year, several meetings have taken place with Redland City Council representatives, primarily related to the development of our new funding agreement. As a result, I was informed at the end of June 2023, that the new four-year Funding Agreement for Redland Museum by Redland City Council, had been approved. On behalf of Redland Museum, it is a pleasure to express my thanks as well as the appreciation of our Members/Volunteers for the long-term commitment of Redland City Council to the Museum under the terms of this agreement. We look forward to participating in partnership activities and promotional opportunities with Redland City Council. Many thanks to the Mayor, Councillors and staff of Redland City Council for your understanding of the goals of the Museum and for your strong support.

I want to sincerely thank our dedicated staff, all members and volunteers, for your enthusiasm and commitment to the success of our Museum. I also sincerely thank the members of the Management Committee for your efforts and hard work. Many thanks also to those of our associated organisations and supporters. You are all members of the family of Redland Museum and you are very much appreciated.

Finally, as this is the end of my third consecutive term as President of Redland Museum, I sincerely thank you all for providing me with the privilege of being the holder of this honoured position. Under the terms of our Constitution, I am now required to stand down from this role. With the approval of members, I shall be continuing in the position of Immediate Past President during the next year, and I look forward to continuing to serve the Museum well into the future.



## Redland Museum Inc Strategic Plan 2021-2031

### *Our Vision (What we want to be)*

A dynamic, inclusive, social history museum that reflects the stories of our community while creating an engaging space for discovery.

### *Our Priorities (How are we going to get there)*

Protecting and improving our artefacts  
Developing our people to achieve our goals  
Making the Museum an attractive visitor destination  
Growing our engagement with the community  
Developing our education delivery  
Securing ongoing funding for a high standard model

### *Our Key Performance Indicators (How we know if we are there)*

A Key Performance Indicator (KPI) is a measurable value that demonstrates how effectively an organisation is achieving its goals. Under the extended Funding Agreement with Redland City Council, the Museum's KPIs for FY2022-2023 were:

1. Visitation including those involved in visits by Museum representatives to external organisations,
2. Number of children aware of the Museum's collection as part of a school education program including:
  - a. Children visiting the Museum as part of a school group,
  - b. Children informed of the collection by Museum representatives visiting schools and other educational institutions, and
  - c. Children accessing the Museum's Curriculum Loan Kits,
3. Number of Museum members,
4. Number of volunteer hours worked, and
5. Annual percentage of total revenue that is self-generated.

Redland Museum Inc and Redland City Council executed a new Funding Agreement on 4 July 2023. This contained some existing KPIs as well as some new ones. These will be reported on during FY2023-2024.



## Key Highlights for FY2022-2023



- ◆ Awarded *Best of Queensland Experience 2023* by Tourism and Events Queensland
- ◆ Awarded *2022 Redlands Champion* by Redlands Coast Chamber of Commerce
- ◆ Visitation of 20,813 including SMBIM but excluding school children – a 31% increase overall
- ◆ Education:  
1,480 primary school children visitation – a 67% increase  
3 University internships



- ◆ Collection and Displays:  
A key donation was a 1927 Chevrolet Roadster.  
Restoration of a “hero” 1926 Indian Scout motorcycle commenced.  
New displays - “Working the Red Soil” and Electricity Connection.



- ◆ At 30 June 2023, 464 members including 130 volunteers (including 7 volunteers at SMBIM) – a 16% increase.
- ◆ 29,111 volunteer hours including 570 hours at Southern Moreton Bay Islands Museum (SMBIM) – an 11% increase.
- ◆ Annual Training and Information Day provided for Members and Volunteers together with separate training on orientation, WH&S, first aid, weekend reception, etc.
- ◆ Three Community Associate Members.

- ◆ 57% self-generated revenue (see Financial Performance).

- ◆ 8 exhibitions and 6 unique displays held.

- ◆ 14 events and activities initiated.

- ◆ Our key supporters are listed at **Attachment A**.

- ◆ Redland Museum is a member of:
  - National Museum of Australia
  - Museums and Galleries Queensland
  - Australian Museums and Galleries
  - Volunteering Redlands/Queensland
  - Redlands Coast Chamber of Commerce



## PROTECTING AND IMPROVING OUR ARTEFACTS

### Collection

The Museum continues to focus on building and maintaining a quality collection of artefacts that reflect the social history of the Redland district. Towards this end, the main store has been subject to a rigorous review of its contents. At the same time the storage of objects was rationalised and reorganised. In addition, work was substantially completed on a five-year plan to de-accession items that did not meet the Museum’s collection policies or were duplicates or in poor condition. Donation proposals are received nearly every day of the week, but few are accessioned. Some key donations accessioned during the year include:

- An Apple IIe Computer and Epson printer with original documentation,
- A 1927 Chevrolet Roadster, and
- A large wall hanging map - Parish of Stradbroke County of Stanley 1865.

Artefacts are generally received in a worn, and sometimes damaged state. Restoring such items to their original, or near-original condition provides visitors with a better idea of what they looked like and how they were used. A key project, which continued during the year was the restoration of a 1926 Indian Scout motorcycle. When completed, this will create a “hero” display of significance and will enhance the visitor experience.

At times the Museum loans, rents or donates objects to other organisations which have an interest in social history. This year:

- Eleven objects relating to Rosemay Opala have been loaned to the Coochiemudlo Island Heritage Society for an upcoming exhibition,
- Outward rentals have been made to several companies that specialise in supplying props for period film shoots,
- Inward loan agreements are in place for a set of Indigenous objects some of which were on display for 2023 NAIDOC week and for some time thereafter, and
- A collection of military memorabilia was passed to the Army Museum of Southern Queensland.

The ongoing work of collection management, coordinated by volunteer Peter Adam, is a credit to the enthusiastic, dedicated and knowledgeable group of volunteers who give freely of their time to enhance our Museum.

Below are before and after photos of a typical restoration project – Baby Scales.





*The 1926 Indian Scout motorcycle being restored by John Heselwood and other volunteers in the workshop.*

### First Nation's Stories and Artefacts

Some time ago, members agreed that the Museum should include the preservation and display of First Nation's culture, stories and artefacts as this was missing from our history of the Redlands area. This ideal was progressed in FY2022-2023 with consultation with indigenous representatives on how this could be achieved. Following several workshops with John Close from First Nations International Education and Museum representatives, a Reconciliation Action Plan (Reflect Statement) was submitted to Reconciliation Australia for approval. Some changes were required and a revised plan was submitted in April 2023. A working group consisting of indigenous and Museum representatives has been established to progress actions in the plan.

### Visitor Experience

To enhance the Museum's displays to improve the visitor experience, a research team of volunteers was established in the Museum's library, coordinated by volunteer Liz Blumson, to discover the stories of people and artefacts. Using these stories, the display team have begun the process of redesigning some of our displays. Of particular note has been the redesign by volunteer Ross Bower OAM of the display of farming equipment in the Dan Holzappel Farming Pavilion. Entitled "Working the Red Soil", the iconic and "hero" farming tractors were reorganised in front of the farming mural. The floor was painted "red", new story boards erected and a photo opportunity for children to sit on a tractor was created.

Over several years, volunteer IT Coordinator, Russell Dinte, has been working with students from the Queensland University of Technology developing a Display Information and Guidance System (DIGS). This will provide for a contemporary and interactive alternative for visitors to learn about the Museum's artefacts. On 15 January 2023, the intellectual property for this system was officially assigned to the Museum. Work is progressing on developing the content about our artefacts.

A further alternative proposal for the trial of an Interactive Digital Display Signage system has been made and accepted in principle by the Museum Management Committee. This will involve the provision of interactive Display monitors at selected locations throughout the Museum.

## Reconfiguration of Facilities

Discussions began in 2023 on the possible reconfiguration of the Museum’s internal facilities to better service visitors. Consultation with members is planned to gather ideas for improvements with all suggestions being passed to an architect to consider the best and affordable way ahead.



*New display on the connection of electricity in the Redlands with (from left) volunteers Gordon Davidson, Gary Stone, Ralph Gofton, and Keith Fidler.*

*President Bruce Smith and workshop volunteers with tools purchased from a donation by the Rotary Club of Capalaba in April 2023.*



## DEVELOPING OUR PEOPLE TO ACHIEVE OUR GOALS

### Members

Our members contribute significantly to the successful achievements of the Museum through financial support and volunteer assistance. We started the financial year with 397 members and ended the year with 464, an increase of approximately 16%.

Associate Members include No 23 (City of Brisbane) Squadron Association (Qld) RAAF, North Stradbroke Island Museum on Minjerribah and the National Trust (QLD) Redlands Branch. In 2023, the National Trust abolished branches and are in the process of establishing community groups. The Museum has yet to determine how this will impact on their associate membership.

The Museum Management Committee extends their condolences to the families and friends of those members who passed away this year. We thank them for their contribution to the Museum.

### Volunteers

The Museum is a member of Volunteering Redlands and supports the principles in Volunteering Australia's *National Standards for Volunteer Involvement*, implementing policies in accordance with these guidelines. President Bruce Smith, Helen McDiarmid and Jo Phillips attended a workshop on 12 September 2022 run by Volunteering Australia to gather ideas to build a new vision for volunteering to provide for better outcomes.

At 30 June 2023, there were 130 volunteers (including 7 at Southern Moreton Bay Islands Museum (SMBIM)). During the year, volunteers worked a total of 29,111 hours including 570 hours at the Southern Moreton Bay Islands Museum (SMBIM). A list of volunteers who assisted during FY2022-2023 is at **Attachment B**.

Awards presented to Museum volunteers included:

- Redland Museum Life Membership to Sandra Davis for her research and other services to the Museum over 17 years,
- Redland Museum 10 Year Service Badges to Tracey Mann, Mel Bugden and Alan Collingwood,
- "Our Community" Not for Profit Treasurer's Award to Doug Alexander (Treasurer in FY2021-2022),
- Rotary Club of Capalaba Paul Harris Fellow Award to Redland Museum President, Bruce Smith,
- Rotary Club of Capalaba Community Service Award to Nola McCullagh for her 8 years on the Bookfest team,
- Rotary Club of Cleveland Paul Harris Fellow Awards to Douglas and Annabelle Alexander, and
- Australia Day highly commended award for Senior Citizen of the Year to Artie Rentoul.

*Right: Volunteer Sandra Davis awarded Redland Museum Life Membership with President Bruce Smith and Deputy Mayor Julie Talty at the Annual General Meeting on 6 September 2022.*





*Left: Volunteer 10 Year Badge recipients Tracey Mann and Mel Bugden with Cr Wendy Boglary and President Bruce Smith, December 2022.*

The Museum’s nominees for the 2023 Volunteer of the Year Award, hosted by STAR Community Services in partnership with Volunteering Redlands, were Suzana Petrovic and Jim Gilbert.

Museum nominations covering three separate categories in the annual Volunteering Queensland Awards were as follows:

- Community Volunteering Program Impact Award – the whole of Redland Museum with the Heritage and Harmony Fiesta as the focus of this nomination;
- Lifetime Contribution to Volunteering Award – Doug Alexander;
- Queensland Volunteer of The Year Award – Liz Blumson.

Various individuals and teams (sub-committees) made up of volunteers have worked hard over the year to ensure the Museum is a safe and engaging place to visit and is properly governed. These teams cover important and diverse areas such as collections (including the library and textiles), catering, displays, education, events and exhibitions, financials and grants, First Nation’s project, guides, human resources, information technology, management, marketing (including the website and facebook), membership, merchandise shop, operations, property and safety, reception, research and workshop. In addition, volunteers from special interest groups work on various tasks for the Museum.

## Employees



Our employees during FY2022-2023 were Tara Young, Events Coordinator, and Jo Phillips, Operations Coordinator. Regular meetings are held by selected Management Committee members and employees which provide an opportunity for employees to suggest practical ideas for the smooth running of the Museum.

*Left: Employees Tara Young and Jo Phillips*

**The Management Committee thank all members, volunteers and employees for their valuable contribution and dedication to the Museum.**

## Activities



As part of the Museum’s Volunteer Reward and Recognition Scheme, the following activities were enjoyed by volunteers:

- an excursion to Crows Nest Museum and Historical Village in November 2022,
- an End of Golden Jubilee Year (Christmas) party in December being entertained by Theatre Redlands’ production of “*The Christmas Dozen*”, written and directed by Jan Nary, and
- an outing to the Cinema and lunch in May 2023.

*Left: Volunteer Ian Munday as Santa at the 2022 End of Year (Christmas) party*

An Information and Training Day was held on 18 February 2023 for members and volunteers with the theme “Where will we be in 2023”. Topics included researching stories of the collection, displays, safety, the website, education, governance and catering. In addition, training and workshops were provided throughout the year to volunteers including induction, guiding, weekend reception, first aid and cardio-pulmonary resuscitation, and workplace health and safety. Governance training was provided for Management Committee members and a volunteering workshop was conducted for members.



*President Bruce Smith addressing participants at the Information and Training Day on 18 February 2023.*

## MAKING THE MUSEUM AN ATTRACTIVE VISITOR DESTINATION

### Marketing

To enable the advancement of this goal, the Museum’s Marketing team (subcommittee), coordinated by volunteer Suzana Petrovic, developed an Action Plan identifying priorities for the existing and forthcoming financial years. The Management Committee approved the Marketing team’s role:

- to develop the Museum’s brand identity and to build Museum member and public awareness of this brand to attract an increased number of visitors growing the business,
- using our brand identity, to focus on driving demand for the Museum’s commercial products and community services, and
- to provide advice and support to internal functional groups to ensure consistent brand identity is applied.

### Brand Logo

Over several years, there has been a growing view of members that the Museum should not be a venue that covers just the history of European settlement but should have representation of indigenous culture. The Museum’s Strategic Plan 2021-2031 highlights a goal to incorporate indigenous stories and artefacts into the Museum. The Museum’s logo developed some 20 years ago does not align with this goal nor represent all of Redland’s history and is far too "colonial" in vision. As a result, the Museum embarked on a logo redesign process engaging a consultant to develop ideas. Following Management Committee consideration of these ideas, a favoured option was proposed to members at a General Meeting on 2 May 2023 and this was approved by a majority of members present. However, subsequent to this, a few members felt that there had not been enough time and design options for members to consider. It is intended that further consideration and consultation will be given in FY2023-2024 to the design of a new logo.

### Mentoring

On 31 March 2023, *Tourism and Events Queensland* (TEQ) advised that the Museum had been selected to participate in a Mentoring Program which reviews the touch points with our organisation by visitors with a view to making improvements. A small team of Museum volunteers was directly involved. The first meeting with the mentor, Jayne Jennings, was held on 18 April. Jayne took the team through a series of questions that focused on the Museum’s vision for the visitor, brand principles, improving our website and social media, booking process, visitor experiences, and feedback and data collection.

Zoom meetings were held over several months resulting in an Action Plan being developed on improvements to be implemented. The Plan includes:

- completing our rebranding initiative started before the mentoring program began,
- upgrading our website and social media to make them more appealing to potential visitors,
- developing the visitor experience by upgrading displays and guided tours with a “hands on” element as well as consideration of refreshment options,
- expanding our shop merchandise range, and
- promoting the Museum’s education role within the community.



## GROWING OUR ENGAGEMENT WITH THE COMMUNITY

### Awards

During the year, Redland Museum became a member of the Redlands Coast Chamber of Commerce. On 15 October 2022, at a gala evening at the Redlands Performing Arts Centre, Redland Museum was awarded Redlands Champion 2022 as part of the annual Redlands Business Excellence Awards.



*President Bruce Smith holding the Redlands Champion 2022 award with Deputy Mayor Julie Talty at the Redlands Coast Chamber of Commerce Business Excellence Awards night on 15 October 2022*

### Special Interest Groups

The Museum extended its community reach during the year with the inclusion of another special interest group – the *Bayside District Amateur Radio Society (BDARS)*. Together with the existing groups of blacksmiths, *Theatre Redlands* and the *Redlands Model Railway Club*, they will provide a diversification of the attractions at the Museum for the benefit of visitors. The blacksmiths, who normally work on a Saturday, began providing demonstrations during the week for visitors to view and training was provided to new blacksmiths. *Theatre Redlands* continued to deliver several theatre productions during the year (see under Events), and the *Redlands Model Railway Club* held their annual show in August 2022 as well as contributing to other events.

Significant support has been provided to Redlands Model Railway Club (RMRC) to complete a Business Plan and formal submission to Redland City Council of a Land and Facility Application. This involves the request to add additional adjoining land on the northern end of the Museum to permit RMRC to establish a building on this site for expansion and to provide permanent model railway displays and layouts for visitors.

The Southern Moreton Bay Islands Museum (SMBIM) had 305 visitors during the year with their 7 volunteers working 570 hours. Similar to the above support provided to the RMRC, the Museum has completed a Business Plan and formal submission for SMBIM to Redland City Council of a Land and Facility Application. This involves the relocation of the SMBIM to a new favoured site closer to the Russell Island Ferry Terminal and adjacent to an existing Arts Centre.



Participants at the Small Museum Conference in October 2022.

### Small Museums Conference

Redland Museum hosted the 2022 Small Museums Conference from 7-9 October 2022 with around 150 delegates, sponsors, guests and presenters from all over Queensland (eg Weipa, Surat, Miles, etc) as well as interstate presenters. The Conference was opened by Air Commodore Robert Lawson OAM, Director General for History and Heritage RAAF. With the theme “Making My Museum Memorable”, the Conference brought together people with similar interests in GLAM (galleries, libraries, archives, museums) topics.

### Visitation

The Museum is a designated Redlands Visitor Information Centre (termed a White “i”). This means that we display brochures and maps on Redland City for tourists and other visitors.

Redland Museum is proud to support Redland City Council’s tourism campaign with information on their website [www.visitredlandscost.com.au](http://www.visitredlandscost.com.au). Volunteer Doug Alexander and Tara Young, Events Coordinator, represent the Museum on the *Redlands Coast Tourism Sub-Committee* advocating for heritage interests in tourism.

Visitation in FY2022-2023 was 20,813 including 305 at SMBIM but not including school children. This represents a 31% increase over the FY2021-2022 figure of 15,847. This demonstrates that the Museum is well on its way to recovering from the drastic decline during the COVID-19 years. The majority of visitation is attendance at events initiated by the Museum as well as those conducted in the nearby showgrounds.

Members & Volunteers		Events		Groups		Walk-Ins		Room Hire		SMBIM	
Number	%	Number	%	Number	%	Number	%	Number	%	Number	%
7339	35.3	6816	32.7	1246	6.0	3631	17.4	1476	7.1	305	1.5

### Speaking engagements

When requested, the Museum provides speakers on varied topics. The President, Bruce Smith, undertakes many of these engagements. These have included: Lions Club of Capalaba, Redlands Probus Club, Rotary Club of Cleveland and the Rotary Club of Capalaba. Other volunteers speak at retirement villages, aged care homes and visit schools.

### Exhibitions

The Museum's Exhibition Program enables local artists and others to display their works and for historical stories to be commemorated. Exhibitions held during 2022-2023, mostly curated by Exhibition Officer, Richard Thomason OAM, included:

- *Winter* – by Redlands Creative Alliance,
- *Surroundings* – artwork by Rhyl Henzell and Jos Mitchell,
- *The Way We See* – photographic exhibition, by Redlands Camera Club,
- *Variety: The Spice of Life* - by Fibre Explorers Group,
- *The Art of Entertainment* – devised by Paul Ledington, Rick Thomason OAM, and Tara Young,
- *Emerging Eco Abstract* – artwork by Bev Shields and Paul Ledington,
- *Artists' Choice* – by Redland's Creative Alliance, and
- *Shining a Light on Learning* - by Redlands District U3A on their 25<sup>th</sup> anniversary.

### Special Displays

- *Queen Elizabeth II* – memorabilia to commemorate her life,
- *Redland Museum Presidents and Life Members* – textile items from Presidents and Life Members,
- *Wedding Belles* – wedding gowns and associated items, and
- *Australian Hospital Ship AHS Centaur* – commemorating the 80<sup>th</sup> anniversary of its sinking.

### Outsider Displays

- *Remarkable: Stories of Australians and their Boats* - a travelling exhibition by the Australian Maritime Museum, and
- *Gooniyandi Country* – traditional artwork by Laarri Gallery in the Kimberleys, W.A.

### Events

Holding interesting events plays a significant role in attracting visitors and keeping them coming back. Museum-initiated events during 2022-2023 also raise significant funds for the Museum and showcase local talent. Key events during the year included:

- *Switch on to Science*, August 2022,
- *Winter Showcase*, with the Smith Street Jazz Band, August 2022,
- *Through the Dark Door – A Halloween Feast*, by Jan Nary of Theatre Redlands, November 2022,
- *Australia Day Play, There's a War on You Know*, by Mates Theatre Genesis, January 2023,
- *Heritage and Harmony Fiesta*, March 2023,
- National Trust Heritage Festival 2023, April/May 2023
  - *Destination Redlands: Stories to Share* by Jan Nary of Theatre Redlands, and
  - *Ode to the Banjo*, by The Nahuysen Brothers and others,
- Queensland Day Play, *The Other Diggers*, by Jan Nary of Theatre Redlands, June 2023,
- School Holidays Activities for Children (June/July 2022 and 2023), and
- *Show n Tell* – Wings over Redlands April 2023, Printing Press May 2023, History of Cameras June 2023.

### Other Activities

A unique activity was *A Night at the Museum* held in June 2023 when 20 Brownies and 5 leaders from Victoria Point enjoyed a sleep over at the Museum. Museum volunteers (some being experienced Girl Guide leaders) assisted with meals, games, a quiz and other activities.

When events are held at the nearby Redland Showgrounds, the Museum negotiates with the event promoters to open its doors to visitors selling raffle tickets, food and drink. These events included Greazefest (July 2022), the Caravan Camping Boating and 4x4 Expo (Sep 2022), and Holden for a Cure Day (Nov 2022).



Left: Some of the volunteer catering team – L to R Bobbi Pariss (Catering Coordinator), Nola McCullagh and Patricia Sloman

Right: Volunteer Fiona Eastwood trying her hand at blacksmithing at the Heritage and Harmony Fiesta in March 2023.



Jan Nary (right) of Theatre Redlands with guest Land Army participant Elsie Stiller at "The Other Diggers" in June 2023.

## DEVELOPING OUR EDUCATION DELIVERY

### Policies and Programs

A Child and Youth Risk Management Policy, as required by Qld legislation, is in place and the Queensland Government Blue Card screening is undertaken for employees and volunteers working with children and youth.

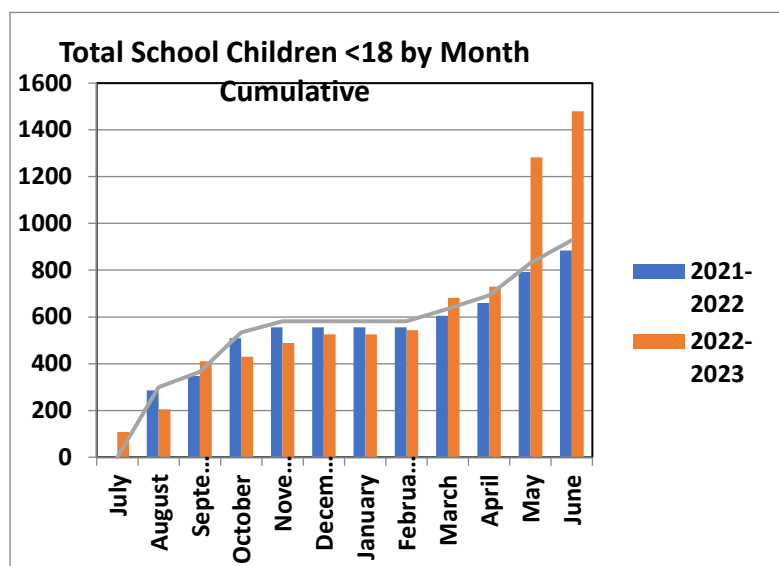
An Education team (sub-committee), coordinated by volunteer Fiona Eastwood, was established with its role being to assist, develop and maintain programs and partnerships that facilitate learning for volunteers, visitors, employees, members and students aligned with the vision of the Redland Museum. Local school teachers were hosted at the Museum in February 2023 for an information session. The programs and partnerships are primarily planned to provide a service not to be fund-raising activities. A new program, “Show n Tell”, has begun providing information on Redlands history and Museum artefacts.

### Student Visitation

The number of children aware of the Museum’s collection in FY2022-2023 as part of a school education program was 1,480. This includes:

- children visiting the Museum as part of a school group,
- children informed of the collection by Museum representatives visiting schools and other educational institutions and
- children accessing the Museum’s Curriculum Loan Kits.

This represents a 67% increase over the FY2021-2022 figure of 884. This is mainly due to the increase in students accessing the Museum’s collection through loan kits to schools. Loan kits include: Communication, Milk and Cream, Toys, Laundry Days, School Days, World War II, Butter Technology, Old Worlds, Night Time, and Convicts and Colonies.



In addition, Museum volunteers provided assistance to three University of Queensland interns as well as a Vocation Education and Training teacher. Research topics included the Benfer family and challenges for small museums.



## OUR SUPPORTERS

We thank our many supporters including:



**Redland City Council (RCC).** The Council continues to provide support through funding, event equipment loans, and promotional opportunities. Councillors Paul Bishop and Adelia Berridge act as designated liaison representatives to the Museum.



**Rotary Clubs of Quandamooka Country.** These Clubs have supported the Museum since inception in 1972 providing funding and assistance with special projects.



**Mates Theatre Genesis.** The Museum has partnered with Mates Theatre Genesis (and its former iteration Theatre Genesis) for many years to bring entertaining plays for its members and visitors.



**National Trust of Queensland (Redlands).** The previous Redlands branch was formed in March 2018 and was actively involved with conservation campaigns. It became an associate member of the Museum in 2020.



**No. 23 (City of Brisbane) Squadron Association RAAF.** The Association consists of Ex- No. 23 Squadron members and other RAAF members and was formed to promote the history of the Squadron, the RAAF and the wellbeing of its members. No 23 Squadron Royal Australian Air Force is the largest RAAF base squadron and is headquartered at RAAF Amberly. No 23 Sqn Association became an associate member of the Museum in 2020



**Redlands Model Railway Club.** The members of this Club support the Museum financially and are active in Museum events showcasing their model trains and activities for the delight of adults and children alike.



**Theatre Redlands.** Theatre Redlands is an autonomous group auspiced by Redland Museum. Its formation in March 2020 was driven by a desire to engage in community theatre. Redland Museum is an ideal home base for the group as museums are full of stories – and stories make theatre.

**Southern Moreton Bay Islands Museum.** SMBIM is a small facility on Russell Island holding an important collection of historically significant objects covering the social history of the Islands' communities.



**North Stradbroke Island Museum on Minjerribah (NSIMM)** is a social history museum representing aboriginal culture, colonization and shared history.



**Bayside District Amateur Radio Society.** BDARS is centred in the Redlands and comprises amateur radio operators and electronics experimenters. BDARS is based at the Museum and will develop a functioning radio facility to operate as a public attraction for visitors.

### Other

We are also grateful to the many individuals and organisations that have provided donations of funds and/or artefacts and other support, and those who visited our Museum or attended our events.

VOLUNTEER ASSISTANCE DURING FY 2022-2023				ATTACHMENT B
Adam-Smith, Mike Adam, Peter Alexander, Annabelle Alexander, Douglas Andersen, Ann-Marie Auld, James Ayres, Chris  Bryant-Griffiths, Helene Bailey, Caitlin Banks, Jan Beadley, Cathy Bean, Neil Berridge, Adelia Bishop, Paul Blumson, Liz Boglary, Wendy Bower, Ross Brown, Glen Bugden, Mel Burke, Jenny Burke, Rod Burt, John Burt, Val Byrnes, Dorothy Byrnes, Michael  Cammarata, Kathleen Carlson, Ken Carlson, Roslyn Cassidy, Lynne Chandler, Frank Chandler, Valerie Christie, Cheryl Cole, Irene Collingwood, Alan Collyer, Barbara Cotis, Tina Grace, Gretel Crews, Pam  Davey, Irene Davey, Jim Davidson, Gordon Davis, Sandra Davies, Rebecca Dewar, Colin Dillon, Ray Dinte, Carole Dinte, Russell Duggan, Helen Dyba, Tony  Eastwood, Fiona Els, Fred Everingham, Penny	Fidler, Keith Fitton, Sheri Foster, Nicholas Fox, Lorraine Friar, Owen Fry, Trevor  Gam, John Ghidella, Alan Gilbert, Jim Giles, Glynn Gofton, Ralph Golab, Christine Gordon, Stewart Gorgievska, Zorica Gray, Bob Green, Chris  Haack, Lyn Hargreaves, Deirdre Hargreaves, John Harridge, Jann Heggie, Darren Hendricks, Glynis Hendricks, Terence Heselwood, John Heslop, John Higby, John Holland, Steve Holland, David Hopkins, David Hopkins, Mark Hoy, Susan Huges, Mark Humphries, Shella Hutchings, Philip  Jones, Paul  Kerton, Diana Kunde, John  Ledington, Paul Levick, Myrna Levy, Chelly Lucas, Kevin  Mackenzie, Rod Maguire, Bernie Mahon, Shirley Mann, Tracey Manning, Kathy Matfin, Robin Matthews, Barbara McAloon, Mauveen McCullagh, Nola McDiarmid, Helen	McGarry, Sylvia McKenna, Helen McNeilly, Kath Meggitt, Stephanie Mitchell, Debra Mitchell, Jos Morcom, Rod Muller, John Muller, Linda Munday, Ian Munro, Ken  Nary, Jan Noonan, Ray  Oestreich, Wade Oram, Wendy  Pariss, Bobbi Pariss, George Pearce, Sophie Petrovic, Suzana Pope, Greg Price, Paul Puata, Angela  Rayner, Martin Rentoul, Artie Robinson, Phil Rowe, Helen Ruben, Elizabeth Ryan, Judith Ryan, Kathryn Ryan, Mike  Salisbury, Vicki Scotney, Ian Schon, Brent Schon, Mardi Sheppard, May Sherrin, Chad Shields, Bev Shingles-Ryan, Duncan Simmons, Trevor Skinner, Bob Sloman, Patricia Smith, Bruce Smith, David Smith, Mary Spearitt, Debbie Spencer, Jean Spinks, Jan Spinks, Tony Stagg, Eileen Stavleu, Eddie Steinke, Noel	Stone, Carmel Stone, Gary Sweeney, Liam  Tanner, Sue Teh, Kathleen Thomason, Rick Tilson, Jill Tomes, Eddie Tuckwood, Jill Tuckwood, Paul Tully, Allan Tully, Anne Turner, Honey Tyrrell, Kaylene  Vassallo, Sharon Vassallo, Sylvia Venner, Ruth Vlasoff, Tania Vlasveld, Wieber Vriend, Adriann  Wain, Adelle Walker, Andrew Walker, Betty Walsh, Roy Ward, Vicki Wassenaar, Hanna Weymouth, Andrea Wheeler, Eve Wiffen, Alan Wiley, Jackie Williams, Catherine Williams, Mark Wills, Cilla Wills, Neil Wiseman, Meegan Wooden, Ross Wyrebiak, Mark  Zayer, Jeff	<b>SMBIM</b> De Lisle, Paul Dickson, Joanne Holmes, Colleen Legge, Angela Legge, Stephen McKean, Ann McKean, Brendan Prestwood, Al Ross, Kay Turner, Robert

**FY2022-2023**

**Financial Performance  
by Treasurer**

**and**

**Audited Financial Statements**

# Financial Performance

## Treasurer Report

Financial Year 2023

Mauveen McAloon, Treasurer

### Annual Highlights

This financial year (1 July 2022 to 30 June 2023) has ended with an estimated additional underlying surplus of \$271,871. (Please note that all figures quoted are subject to final auditor adjustment not available at time of writing).

These record results are derived from the generous third bequest received from the Estate of the Late June Berry (\$150,000), a reduction in wages because of the departure of a staff member and not replaced during the financial year (approximately \$60,000) and the most successful year fund-raising over the last 5 years.

The self-generated net surplus from events had increased by 85% on the previous year. (See graph). At the 30 June 2023 the museum held net cash of approximately \$865,000. Some of these funds have restricted access. (Refer Reserves below).

Southern Moreton Bay Island Museum (SMBIM) on Russell held cash of \$15,822 at 30 June 2023.

### Summary of Operations

**Revenues:** (brackets show percentage increase/decrease compared FY2022 – increase is good).

Redland Museum's operating revenue totals for FY 2023 were derived from visitor entry fees of \$26,764 (+29.9%), shop sales \$35,504 (+50%), fund raising events \$89,804 (+65%), donations \$18,323 (similar), members fees \$5,649 (+14%), specific project grants \$5,000 (-78%), Redland City Council operational contribution \$261,767 (+3%) and interest and sundry income received \$10,335 (+800%). Bequests totalled \$465,000 over the two years.

**Expenses:** (brackets show percentage increase/decrease compared FY2022- decrease is good).

Redland Museum's operating expenses for FY2023 included administration \$54,686 (+30%) [new contract bookkeeper position added], salaries and wages \$144,655 (-30%) [staff position not filled], essential services \$33,981 (+30%) [electricity, insurance increases], volunteer operations \$14,422 (+32%) [overall groups increased spending], property plant and equipment maintenance \$27,214 (-7%) [prudent purchasing].

### Capital expenditure:

The following capital items were added to our asset register for FY2023: Total \$22,641

Asset Category	Description	Cost
Plant & Equipment	Square register kit for POS reception	\$1,926
Plant & Equipment	Supply and install one (1) Goodwe solar inverter replacement	\$2,170
Building	Three phase connection stage lighting	\$530
Plant and Equipment	Deposit for CCTV upgrade	\$5,145
Plant and Equipment	CCTV balance upgrade costs	\$12,005
Plant and Equipment	Additional upgrade CCTV	\$864

### Reserves-

The museum held cash reserves at 30 June 2023 as term deposits. Reserve accounts are defined in the Constitution to provide future funding for maintenance, projects and financial stability. Funds are also being held as Future Projects. These funds are sourced from the Late June Berry Estate bequests and surplus self-generated funds accumulated over the years. There are also funds held for future staff entitlements.

*Breakdown of funds:* (interest on funds placement is determined by Management Committee)

- a. \$105,000 sinking fund reserves:
  - i. \$20,000 collection items
  - ii. \$10,000 community involvement
  - iii. \$30,000 property, plant and equipment
  - iv. \$25,000 solar power system replacement
  - v. \$20,000 technology upgrades
- b. \$203,988.14 future fund and gift reserves
- c. \$435,000 future projects
- d. \$10,000 staff entitlements

### **Conclusion**

**Redland Museum is currently strong financially and is fully capable of paying its liabilities.**

Over the next twelve months, the Museum will face the transitional challenge of introducing two new staff, which will increase the wages costs.

However, in my opinion, this staffing level is appropriate for an organisation of our size and activity.

The other challenge is for the new Management Committee to avoid the temptation to use cash reserves for operational spending.

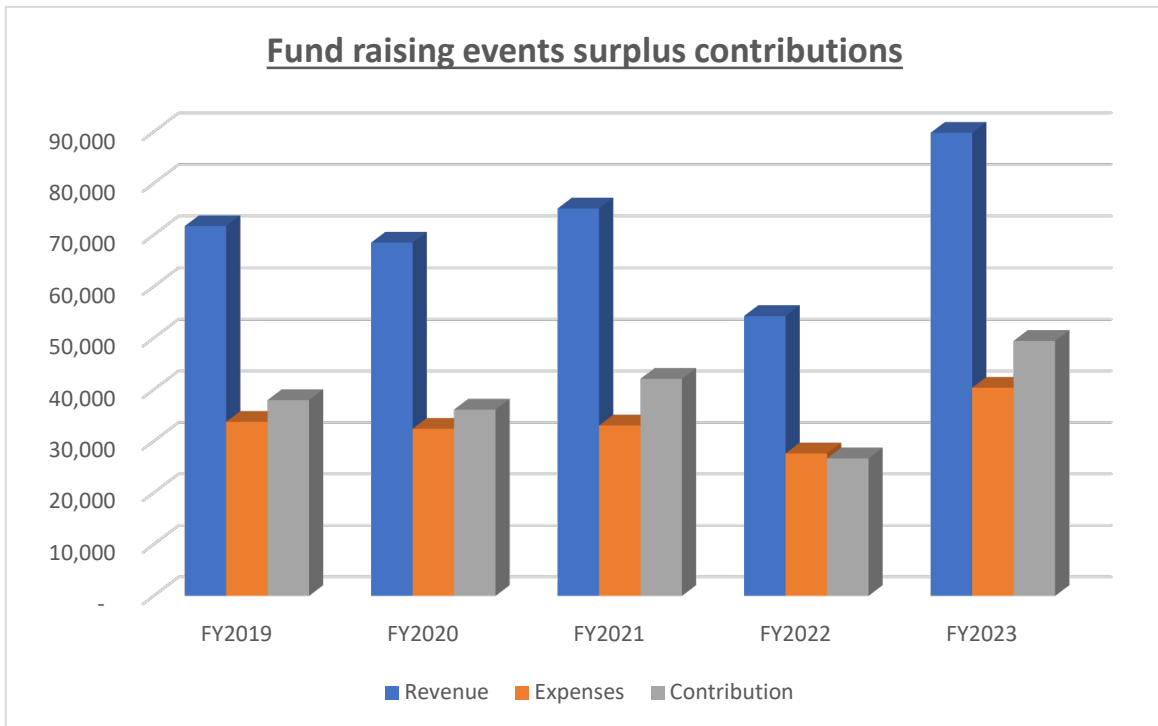
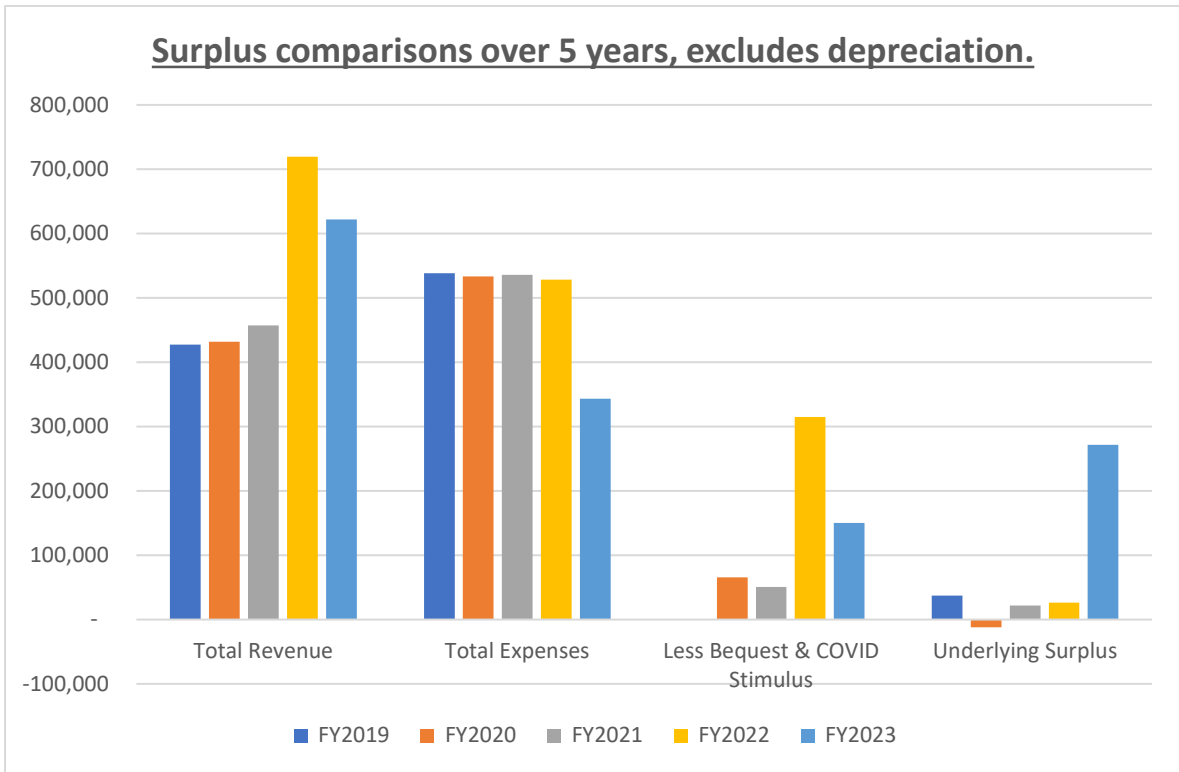
Achieving successful grants and sourcing other fund-raising opportunities is a priority.

This option places additional workload on some key volunteers and to alleviate this, the Management Committee needs to look for ways to achieve the following outcomes:

1. Create additional ways to increase passive income. [interest on deposits will assist, but also more rentals etc],
2. Reduce the workload on key volunteers, [selective events, passive income, shared responsibility and volunteer management etc],
3. Enhance visitor experience [interactive and hero displays, more visitors]
4. Look to changes that are only in the best long-term interests of the Museum.

30 August 2023.

***(Compiled by Doug Alexander on behalf of Mauveen McAloon)***



# **Redland Museum Inc.**

**ABN: 78 257 513 502**

## **Financial Statements**

**For the Year Ended 30 June 2023**

**Redland Museum Inc.**

ABN: 78 257 513 502

**Contents**

**For the Year Ended 30 June 2023**

	<b>Page</b>
<b>Financial Statements</b>	
Statement of Comprehensive Income	1
Statement of Financial Position	2
Statement of Changes in Equity	3
Statement of Cash Flows	4
Notes to the Financial Statements	5
Statement by Members of the Committee	15
Auditor's Independence Declaration	16
Independent Audit Report	17

**Redland Museum Inc.**

ABN: 78 257 513 502

**Statement of Comprehensive Income  
For the Year Ended 30 June 2023**

		<b>2023</b>	<b>2022</b>
	<b>Note</b>	<b>\$</b>	<b>\$</b>
Revenue	3	443,520	384,267
Other Income	3	37,857	335,265
Marketing expenses		(3,376)	(886)
Administrative expenses		(249,852)	(280,490)
Property Expenses		(180,541)	(184,268)
Museum Collection Expenses		(2,829)	(4,108)
Fundraising and Event Expenses		(40,334)	(27,639)
Customer Service, Volunteer and Member Expenses		(8,796)	(4,079)
Exhibition Expenses		(27,016)	(31,422)
<b>Surplus/(deficit) for the year</b>		<b>(31,367)</b>	<b>186,640</b>
<b>Other comprehensive income</b>			
Other comprehensive income for the year		-	-
<b>Total comprehensive income for the year</b>		<b>(31,367)</b>	<b>186,640</b>

The accompanying notes form part of these financial statements.

1

**Redland Museum Inc.**

ABN: 78 257 513 502

**Statement of Financial Position****As At 30 June 2023**

	<b>Note</b>	<b>2023</b>	<b>2022</b>
		<b>\$</b>	<b>\$</b>
<b>ASSETS</b>			
<b>CURRENT ASSETS</b>			
Cash and cash equivalents		154,384	202,405
Trade and other receivables	7	11,672	159,227
Other financial assets	8	758,753	450,000
<b>TOTAL CURRENT ASSETS</b>		<b>924,809</b>	<b>811,632</b>
<b>NON-CURRENT ASSETS</b>			
Property, plant and equipment	9	1,406,804	1,537,987
<b>TOTAL NON-CURRENT ASSETS</b>		<b>1,406,804</b>	<b>1,537,987</b>
<b>TOTAL ASSETS</b>		<b>2,331,613</b>	<b>2,349,619</b>
<b>LIABILITIES</b>			
<b>CURRENT LIABILITIES</b>			
Trade and other payables	10	29,457	23,065
Employee benefits	11	10,178	4,655
<b>TOTAL CURRENT LIABILITIES</b>		<b>39,635</b>	<b>27,720</b>
<b>NON-CURRENT LIABILITIES</b>			
Long service leave	11	3,606	2,160
<b>TOTAL NON-CURRENT LIABILITIES</b>		<b>3,606</b>	<b>2,160</b>
<b>TOTAL LIABILITIES</b>		<b>43,241</b>	<b>29,880</b>
<b>NET ASSETS</b>		<b>2,288,372</b>	<b>2,319,739</b>
<b>EQUITY</b>			
Reserves	12	308,988	285,000
Retained earnings		1,979,384	2,034,739
<b>TOTAL EQUITY</b>		<b>2,288,372</b>	<b>2,319,739</b>

The accompanying notes form part of these financial statements.

2

**Redland Museum Inc.**

ABN: 78 257 513 562

**Statement of Changes in Equity  
For the Year Ended 30 June 2023****2023**

	<b>Retained Earnings</b>	<b>General Reserves</b>	<b>Total</b>
	<b>\$</b>	<b>\$</b>	<b>\$</b>
<b>Balance at 1 July 2022</b>	<b>2,034,739</b>	<b>285,000</b>	<b>2,319,739</b>
Deficit for the year	(31,367)	-	(31,367)
Other comprehensive income	-	-	-
<b>Total other comprehensive income for the year</b>	<b>(31,367)</b>	<b>-</b>	<b>(31,367)</b>
Transfers from retained earnings to general reserves	(23,988)	23,988	-
<b>Balance at 30 June 2023</b>	<b>1,979,384</b>	<b>308,988</b>	<b>2,288,372</b>

**2022**

	<b>Retained Earnings</b>	<b>General Reserves</b>	<b>Total</b>
	<b>\$</b>	<b>\$</b>	<b>\$</b>
<b>Balance at 1 July 2021</b>	<b>1,851,099</b>	<b>282,000</b>	<b>2,133,099</b>
Surplus for the year	186,640	-	186,640
Other comprehensive income	-	-	-
<b>Total other comprehensive income for the year</b>	<b>186,640</b>	<b>-</b>	<b>186,640</b>
Transfers from retained earnings to general reserves	(3,000)	3,000	-
<b>Balance at 30 June 2022</b>	<b>2,034,739</b>	<b>285,000</b>	<b>2,319,739</b>

The accompanying notes form part of these financial statements.

**Redland Museum Inc.**

ABN: 78 257 513 502

**Statement of Cash Flows  
For the Year Ended 30 June 2023**

	2023	2022
	\$	\$
<b>CASH FLOWS FROM OPERATING ACTIVITIES:</b>		
Receipts from customers and grants	503,512	430,354
Bequest gift received	150,000	165,000
Payments to suppliers and employees	(380,044)	(452,349)
Interest received	9,906	684
Net cash provided by operating activities	<u>283,374</u>	<u>143,689</u>
<b>CASH FLOWS FROM INVESTING ACTIVITIES:</b>		
Purchase of property, plant and equipment	(22,642)	(14,080)
Net cash invested in term deposit investments	(308,753)	(125,506)
Net cash used in investing activities	<u>(331,395)</u>	<u>(139,586)</u>
Net increase/(decrease) in cash and cash equivalents	(48,021)	4,103
Cash and cash equivalents at beginning of year	<u>202,405</u>	<u>198,302</u>
<b>Cash and cash equivalents at end of financial year</b>	<u><u>154,384</u></u>	<u><u>202,405</u></u>

The accompanying notes form part of these financial statements.

4.

## Redland Museum Inc.

ABN: 78 257 513 502

# Notes to the Financial Statements

## For the Year Ended 30 June 2023

The financial statements cover Redland Museum Inc. as an individual entity. Redland Museum Inc. is a not-for-profit association incorporated in Queensland under the *Associations Incorporation Act (QLD) 1981* (as amended by the *Associations Incorporation and Other Legislation Amendment Act (QLD) 2007*).

The principle activities of the association for the year ended 30 June 2023 was the operation of a museum in Redland City.

The functional and presentation currency of Redland Museum Inc. is Australian dollars.

### 1 Basis of Preparation

The financial statements are general purpose financial statements that have been prepared in accordance with the Australian Accounting Standards - Simplified Disclosures and the *Australian Charities and Not-for-profits Commission Act 2012*.

### 2 Summary of Significant Accounting Policies

#### Reporting basis and conventions

The significant accounting policies used in the preparation and presentation of these financial statements are provided below and are consistent with prior reporting periods unless otherwise stated.

The financial statements are based on historical costs, except for the measurement at fair value of selected financial assets and financial liabilities.

#### (a) Comparative Amounts

Comparatives are consistent with prior years, unless otherwise stated.

#### (b) Income Tax

The association is exempt from income tax under Division 50 of the *Income Tax Assessment Act 1997*.

#### (c) Revenue and other income

##### Revenue from contracts with customers

The core principle of AASB 15 is that revenue is recognised on a basis that reflects the transfer of promised goods or services to customers at an amount that reflects the consideration the association expects to receive in exchange for those goods or services.

Generally the timing of the payment for sale of goods and rendering of services corresponds closely to the timing of satisfaction of the performance obligations, however where there is a difference, it will result in the recognition of a receivable, contract asset or contract liability.

None of the revenue streams of the association have any significant financing terms as there is less than 12 months between receipt of funds and satisfaction of performance obligations.

##### Specific revenue streams

The revenue recognition policies for the principal revenue stream arising under contracts with customers of the association is:

## **Notes to the Financial Statements**

**For the Year Ended 30 June 2023**

### **2 Summary of Significant Accounting Policies (continued)**

#### **(c) Revenue and other Income (continued)**

##### **Specific revenue streams (continued)**

##### **Sales of goods and admissions**

Revenue from sales of goods or services comprises revenue earned from the sale of goods or services purchased for resale and gifts donated for resale. Sales revenue is recognised when the control of goods passes to the customer which is at the time that the goods are physically transferred.

##### **Revenue recognition policy for contracts which are either not enforceable or do not have sufficiently specific performance obligations (AASB 1058)**

##### **Grant income**

Amounts arising from grants in the scope of AASB 1058 are recognised at the asset's fair value when the asset is received. The association considers whether there are any related liability or equity items associated with the asset which are recognised in accordance with the relevant accounting standard.

Once the assets and liabilities have been recognised then income is recognised for any remaining asset value at the time that the asset is received.

##### **Capital grants**

Capital grants received to enable the association to acquire or construct an item of property, plant and equipment to identified specifications which will be under the association's control and which is enforceable are recognised as revenue as and when the obligation to construct or purchase is completed.

For acquisitions of assets, the revenue is recognised when the asset is acquired and controlled by the association.

##### **Revenue from fundraising**

##### *Donations*

Donations collected, including cash and goods for resale, are recognised as revenue when the association gains control of the asset.

##### *Bequests*

Bequests are recognised when the association is notified of an impending distribution or the bequest is received, whichever occurs earlier.

Revenue from bequests comprising shares or other property are recognised at fair value, being the market value of the shares or property at the date the association becomes legally entitled to the shares or property.

##### **Interest revenue**

Interest revenue is recognised using the effective interest rate method, which for floating rate financial assets is the rate inherent in the instrument.

## **Notes to the Financial Statements**

**For the Year Ended 30 June 2023**

### **2 Summary of Significant Accounting Policies (continued)**

#### **(d) Goods and Services Tax (GST)**

Revenue, expenses and assets are recognised net of the amount of goods and services tax (GST), except where the amount of GST incurred is not recoverable from the Australian Taxation Office (ATO).

Receivables and payable are stated inclusive of GST.

Cash flows in the statement of cash flows are included on a gross basis and the GST component of cash flows arising from investing and financing activities which is recoverable from, or payable to, the taxation authority is classified as operating cash flows.

#### **(e) Property, Plant and Equipment**

Each class of property, plant and equipment is carried at cost or fair value less, where applicable, any accumulated depreciation and impairment.

Items of property, plant and equipment acquired for significantly less than fair value have been recorded at the acquisition date fair value.

##### **Cost Model**

The asset is carried at its cost less any accumulated depreciation and any impairment losses. Costs include purchase price, other directly attributable costs and the initial estimate of the costs of dismantling and restoring the asset, where applicable.

##### **Buildings**

Buildings are measured using the cost model.

##### **Plant and equipment**

Plant and equipment are measured using the cost model. Expenditure relating to the construction of exhibitions which, are expected to have a useful life of greater than one year, is capitalised.

##### **Collection Items**

Collection items purchased are measured using the cost model. In addition, the Management Committee retains physical control of a number of other items ('Non-accessioned Collection') that have not been accessioned into the Collection. Such items are not accounted for or valued for the purpose of these financial statements. The 'Non-accessioned Collection' contains a number of items which do not meet the definition and recognition criteria for an asset and are not recorded in these financial statements. The Management Committee considers that any future value of these items will not be material in terms of the total value of the Collection.

## **Notes to the Financial Statements**

**For the Year Ended 30 June 2023**

### **2 Summary of Significant Accounting Policies (continued)**

#### **(e) Property, Plant and Equipment (continued)**

##### **Depreciation**

The depreciable amount of all fixed assets including buildings and capitalised leased assets but excluding collection items, is depreciated on a straight-line basis over the asset's useful life commencing from the time the asset is held ready for use. Leasehold improvements (which includes buildings on leasehold land) are depreciated over the estimated useful lives of the improvements.

Collection assets, which are considered to have an indefinite life, are not depreciated. Depreciation is not recognised in respect of these assets because their service potential has not, in any material sense, been consumed during the reporting period.

The depreciation rates used for each class of depreciable asset are shown below:

<b>Fixed asset class</b>	<b>Depreciation rate</b>
Buildings	5%
Plant and Equipment	10% - 33%

At the end of each annual reporting period, the depreciation method, useful life and residual value of each asset is reviewed. Any revisions are accounted for prospectively as a change in estimate.

#### **(f) Financial Instruments**

Financial instruments are recognised initially on the date that the association becomes party to the contractual provisions of the instrument.

On initial recognition, all financial instruments are measured at fair value plus transaction costs (except for instruments measured at fair value through profit or loss where transaction costs are expensed as incurred).

##### **Financial assets**

All recognised financial assets are subsequently measured in their entirety at either amortised cost or fair value, depending on the classification of the financial assets.

##### *Classification*

On initial recognition, the association classifies its financial assets into the following categories, those measured at:

- amortised cost
- fair value through profit or loss - FVTPL
- fair value through other comprehensive income - equity instrument (FVOCI - equity)
- fair value through other comprehensive income - debt investments (FVOCI - debt)

Financial assets are not reclassified subsequent to their initial recognition unless the association changes its business model for managing financial assets.

All of the association's financial assets are classified as at amortised cost.

## **Notes to the Financial Statements**

**For the Year Ended 30 June 2023**

### **2 Summary of Significant Accounting Policies (continued)**

#### **(f) Financial instruments (continued)**

##### **Financial assets (continued)**

###### *Amortised cost*

The association's financial assets measured at amortised cost comprise trade and other receivables and cash and cash equivalents in the statement of financial position.

Subsequent to initial recognition, these assets are carried at amortised cost using the effective interest rate method less provision for impairment.

Interest income and impairment are recognised in profit or loss. Gain or loss on derecognition is recognised in profit or loss.

###### *Impairment of financial assets*

Impairment of financial assets is recognised on an expected credit loss (ECL) basis for financial assets measured at amortised cost.

###### *Trade receivables*

Impairment of trade receivables have been determined using the simplified approach in AASB 9 which uses an estimation of lifetime expected credit losses. The association has determined the probability of non-payment of the receivable and multiplied this by the amount of the expected loss arising from default.

The amount of the impairment is recorded in a separate allowance account with the loss being recognised in finance expense. Once the receivable is determined to be uncollectable then the gross carrying amount is written off against the associated allowance.

Where the association renegotiates the terms of trade receivables due from certain customers, the new expected cash flows are discounted at the original effective interest rate and any resulting difference to the carrying value is recognised in profit or loss.

###### *Other financial assets measured at amortised cost*

Impairment of other financial assets measured at amortised cost are determined using the expected credit loss model in AASB 9. On initial recognition of the asset, an estimate of the expected credit losses for the next 12 months is recognised. Where the asset has experienced significant increase in credit risk then the lifetime losses are estimated and recognised.

##### **Financial liabilities**

The association measures all financial liabilities initially at fair value less transaction costs, subsequently financial liabilities are measured at amortised cost using the effective interest rate method.

The financial liabilities of the association comprise only of trade payables.

#### **(g) Cash and cash equivalents**

Cash and cash equivalents comprises cash on hand, demand deposits and short-term investments which are readily convertible to known amounts of cash and which are subject to an insignificant risk of change in value.

## **Notes to the Financial Statements**

**For the Year Ended 30 June 2023**

### **2 Summary of Significant Accounting Policies (continued)**

#### **(h) Leases**

At the lease commencement, the association recognises a right-of-use asset and associated lease liability for the lease term. The lease term includes extension periods where the association believes it is reasonably certain that the option will be exercised.

The right-of-use asset is measured using the cost model where cost on initial recognition comprises of the lease liability, initial direct costs, prepaid lease payments, estimated cost of removal and restoration less any lease incentives received.

The right-of-use asset is depreciated over the lease term on a straight line basis and assessed for impairment in accordance with the impairment of assets accounting policy.

The lease liability is initially measured at the present value of the remaining lease payments at the commencement of the lease. The discount rate is the rate implicit in the lease, however where this cannot be readily determined then the association's incremental borrowing rate is used.

Subsequent to initial recognition, the lease liability is measured at amortised cost using the effective interest rate method. The lease liability is remeasured whether there is a lease modification, change in estimate of the lease term or index upon which the lease payments are based (e.g. CPI) or a change in the association's assessment of lease term.

Where the lease liability is remeasured, the right-of-use asset is adjusted to reflect the remeasurement or is recorded in profit or loss if the carrying amount of the right-of-use asset has been reduced to zero.

#### **(i) Employee benefits**

Provision is made for the association's liability for employee benefits arising from services rendered by employees to the end of the reporting period. Employee benefits that are expected to be wholly settled within one year have been measured at the amounts expected to be paid when the liability is settled.

Employee benefits expected to be settled more than one year after the end of the reporting period have been measured at the present value of the estimated future cash outflows to be made for those benefits. In determining the liability, consideration is given to employee wage increases and the probability that the employee may satisfy vesting requirements. Cashflows are discounted using market yields on high quality corporate bond rates incorporating bonds rated AAA or AA by credit agencies, with terms to maturity that match the expected timing of cashflows. Changes in the measurement of the liability are recognised in profit or loss.

#### **(j) Adoption of new and revised accounting standards**

The association has adopted all standards which became effective for the first time at 30 June 2023, the adoption of these standards has not caused any material adjustments to the reported financial position, performance or cash flow of the association.

#### **(k) Economic dependence**

Redland Museum Inc. is dependent on the Redland City Council for a significant portion of its revenue used to operate the museum. At the date of this report the management committee have no reason to believe the Redland City Council will not continue to support Redland Museum Inc.

## Redland Museum Inc.

ABN: 78 257 513 502

### Notes to the Financial Statements For the Year Ended 30 June 2023

#### 3 Revenue and Other Income

	2023	2022
	\$	\$
Revenue:		
- Sales and admission including events and exhibitions	171,103	102,732
- Grants	266,768	276,566
- Membership fees	5,649	4,969
	<u>443,520</u>	<u>384,267</u>
Other income		
- Interest received	18,732	1,103
- Donations	18,324	18,879
- Bequests	-	315,000
- Other income	801	283
	<u>37,857</u>	<u>335,265</u>
<b>Total Revenue and income</b>	<u><b>481,377</b></u>	<u><b>719,532</b></u>

#### 4 Result for the Year

The result for the year includes the following specific expenses:

	2023	2022
Note	\$	\$
Depreciation expense	<u>153,826</u>	<u>155,365</u>
<b>Employee benefits expense</b>		
- Salaries and wages	129,366	218,591
- Superannuation contributions	13,581	19,351
- Movement in employee benefit provisions	6,969	(36,689)
<b>Total employee benefits expense</b>	<u><b>149,916</b></u>	<u><b>201,253</b></u>

##### (a) Depreciation Expense

Depreciation expense is included in 'property expenses' in the Statement of Comprehensive Income.

#### 5 Auditors' Remuneration

	2023	2022
	\$	\$
Remuneration of the auditor UHY Haines Norton, for:		
- auditing or reviewing the financial statements	3,100	3,040
- other services - financial reporting	2,021	1,880
- other services - strategic planning	-	6,600

#### 6 Key Management Personnel Remuneration

The remuneration paid to key management personnel of the association is an honorarium of \$12,000 (2022: \$12,500).

**Redland Museum Inc.**

ABN: 78 257 513 502

**Notes to the Financial Statements**

For the Year Ended 30 June 2023.

**7 Trade and other receivables**

	2023	2022
Note	\$	\$
CURRENT		
Trade receivables	1,264	7,112
Prepayments	504	1,507
Accrued income	9,904	150,608
	<u>11,672</u>	<u>159,227</u>

The carrying value of trade receivables is considered a reasonable approximation of fair value due to the short-term nature of the balances.

The maximum exposure to credit risk at the reporting date is the fair value of each class of receivable in the financial statements.

**8 Other financial assets**

	2023	2022
Note	\$	\$
CURRENT		
Financial assets at amortised cost	8(a) 758,753	450,000
	<u>758,753</u>	<u>450,000</u>

**(a) Financial assets at amortised cost**

Financial assets at amortised cost consist of term deposit accounts.

**Redland Museum Inc.**

ABN: 78 257 513 502

**Notes to the Financial Statements  
For the Year Ended 30 June 2023.****9 Property, plant and equipment**

	2023	2022
	\$	\$
Buildings (on leasehold land)		
At cost	2,564,161	2,563,631
Accumulated depreciation	(1,254,921)	(1,126,698)
<b>Total buildings</b>	<b>1,309,240</b>	<b>1,436,933</b>
Plant and equipment		
At cost	249,984	227,872
Accumulated depreciation	(213,834)	(188,232)
<b>Total plant and equipment</b>	<b>36,150</b>	<b>39,640</b>
Collection items		
At cost	61,414	61,414
<b>Total collection items</b>	<b>61,414</b>	<b>61,414</b>
	<b>1,406,804</b>	<b>1,537,987</b>

**(a) Movements in Carrying Amounts**

Movement in the carrying amounts for each class of property, plant and equipment between the beginning and the end of the current financial year:

	Buildings	Plant and Equipment	Collection Items	Total
	\$	\$	\$	\$
<b>Year ended 30 June 2023</b>				
Balance at the beginning of the year	1,436,933	39,640	61,414	1,537,987
Additions	530	22,112	-	22,642
Depreciation expense	(128,223)	(25,602)	-	(153,825)
<b>Balance at the end of the year</b>	<b>1,309,240</b>	<b>36,150</b>	<b>61,414</b>	<b>1,406,804</b>

**10 Trade and other payables**

	2023	2022
	\$	\$
<b>CURRENT</b>		
Trade payables	10,405	1,756
GST payable	5,548	5,841
Sundry payables and accrued expenses	13,504	15,468
	<b>29,457</b>	<b>23,065</b>

Trade and other payables are unsecured, non-interest bearing and are normally settled within 30 days. The carrying value of trade and other payables is considered a reasonable approximation of fair value due to the short-term nature of the balances.

## Redland Museum Inc.

ABN: 78 257 513 502

### Notes to the Financial Statements For the Year Ended 30 June 2023

#### 11 Employee benefits

	2023	2022
	\$	\$
<b>CURRENT</b>		
Provision for employee benefits	10,178	4,655
	<u>10,178</u>	<u>4,655</u>
<b>NON-CURRENT</b>		
Long service leave	3,606	2,160
	<u>3,606</u>	<u>2,160</u>

#### 12 Reserves

Reserves consist of funds set aside by the management committee for funding of future maintenance requirements and projects.

	2023	2022
	\$	\$
Future fund and gift reserve	203,988	200,000
Collection sinking fund	30,000	24,000
Property, plant & equipment sinking fund	30,000	28,000
Solar power system sinking fund	25,000	19,000
Technology sinking fund	20,000	14,000
	<u>308,988</u>	<u>285,000</u>

#### 13 Contingencies

In the opinion of the management committee, the association did not have any contingencies at 30 June 2023 (30 June 2022: None).

#### 14 Events occurring after the reporting date

The financial report was authorised for issue on 5 September 2023 by the Management Committee.

No matters or circumstances have arisen since the end of the financial year which significantly affected or may significantly affect the operations of the association, the results of those operations or the state of affairs of the association in future financial years.

**Redland Museum Inc.**


ABN: 78 257 513 502

**Statement by Members of the Committee**

The members of the management committee declare that in their opinion:

- there are reasonable grounds to believe that the Association is able to pay all of its debts, as and when they become due and payable; and
- the financial statements and notes satisfy the requirements of the *Australian Charities and Not-for-profits Commission Act 2012* and the *Associations Incorporation Act (QLD) 1981*.

Signed in accordance with subsection 60.15(2) of the *Australian Charities and Not-for-profit Commission Regulation 2022*.

President 

ACTING  
Treasurer 

Dated this 5<sup>TH</sup> day of SEPT 2023

## AUDITOR'S INDEPENDENCE DECLARATION TO THE MANAGEMENT COMMITTEE OF REDLAND MUSEUM INC.

I declare that, to the best of my knowledge and belief, during the year ended 30 June 2023, there have been:

- (i) no contraventions of the auditor independence requirements as set out in section 60-40 of the *Australian Charities and Not-for-profits Commission Act 2012* in relation to the audit; and
- (ii) no contraventions of any applicable code of professional conduct in relation to the audit.

**UHY Haines Norton**  
**Jory** Chartered Accountants  
Partner

**Reece**

Brisbane, 5 September 2023

## INDEPENDENT AUDITOR'S REPORT TO THE MEMBERS OF REDLAND MUSEUM INC.

### • **QUALIFIED OPINION**

We have audited the financial report of Redland Museum Inc, which comprises the statement of financial position as at 30 June 2023, the statement of comprehensive income, statement of changes in equity and statement of cash flows for the year then ended, and notes to the financial statements, including a summary of significant accounting policies, and the statement by members of the management committee.

In our opinion, except for the effects of the matter described in the Basis for Qualified Opinion section of our report, the accompanying financial report of the registered entity is in accordance with Division 60 of the *Australian Charities and Not-for-profits Commission Act 2012* (the *ACNC Act*), including:

- (a) giving a true and fair view of the entity's financial position as at 30 June 2023 and of its financial performance for the year then ended; and
- (b) complying with Australian Accounting Standards – *Simplified Disclosure* and Division 60 of *Australian Charities and Not-for-profits Commission Regulation 2022*.

- **BASIS FOR QUALIFIED OPINION**

Cash sales and donations are a significant source of revenue for Redland Museum Inc. Redland Museum Inc. has determined it is impracticable to establish control over the collection of cash receipts prior to entry into its financial records. Accordingly, as the evidence available to us regarding revenue from this source was limited, our audit procedures with respect to cash receipts had to be restricted to the amounts recorded in the financial records. We therefore are unable to express an opinion whether cash receipts the Redland Museum Inc. recorded are complete.

We conducted our audit in accordance with Australian Auditing Standards. Our responsibilities under those standards are further described as in *the Auditor's Responsibilities for the Audit of the Financial Report* section of our report. We are independent of the registered entity in accordance with the ACNC Act, the ethical requirements of the Accounting Professional and Ethical Standards Board's APES 110: *Code of Ethics for Professional Accountants* (including Independence Standards) (the Code) that are relevant to our audit of the financial report in Australia. We have also fulfilled our other ethical responsibilities in accordance with the Code.

We believe that the audit evidence we have obtained is sufficient and appropriate to provide a basis for our qualified opinion.

- **MANAGEMENT COMMITTEE'S RESPONSIBILITY FOR THE FINANCIAL REPORT**

The Management Committee of the registered entity are responsible for the preparation of the financial report that gives a true and fair view in accordance with Australian Accounting Standards – *Simplified Disclosure* and the *ACNC Act* and for such internal control as the directors determine is necessary to enable the preparation of the financial report that gives a true and fair view and is free from material misstatement, whether due to fraud or error.

In preparing the financial report, the Management Committee is responsible for assessing the entity's ability to continue as a going concern, disclosing, as applicable, matters related to going concern and using the going concern basis of accounting unless the management either intends to liquidate the entity or to cease operations, or have no realistic alternative but to do so.

- **AUDITOR'S RESPONSIBILITIES FOR THE AUDIT OF THE FINANCIAL REPORT**

Our objectives are to obtain reasonable assurance about whether the financial report as a whole is free from material misstatement, whether due to fraud or error, and to issue an auditor's report that includes our opinion. Reasonable

assurance is a high level of assurance, but is not a guarantee that an audit conducted in accordance with Australian Auditing Standards will always detect a material misstatement when it exists. Misstatements can arise from fraud or error and are considered material if, individually or in the aggregate, they could reasonably be expected to influence the economic decisions of users taken on the basis of the financial report.

As part of an audit in accordance with the Australian Auditing Standards, we exercise professional judgement and maintain professional scepticism throughout the audit. We also:

- Identify and assess the risks of material misstatement of the financial report, whether due to fraud or error, design and perform audit procedures responsive to those risks, and obtain audit evidence that is sufficient and appropriate to provide a basis for our opinion. The risk of not detecting a material misstatement resulting from fraud is higher than for one resulting from error, as fraud may involve collusion, forgery, intentional omissions, misrepresentations, or the override of internal control.
- Obtain an understanding of internal control relevant to the audit in order to design audit procedures that are appropriate in the circumstances, but not for the purpose of expressing an opinion on the effectiveness of the entity's internal control.
- Evaluate the appropriateness of accounting policies used and the reasonableness of accounting estimates and related disclosures made by the Management Committee.
- Conclude on the appropriateness of the Management Committee's use of the going concern basis of accounting and, based on the audit evidence obtained, whether a material uncertainty exists related to events or conditions that may cast significant doubt on the entity's ability to continue as a going concern. If we conclude that a material uncertainty exists, we are required to draw attention in our auditor's report to the related disclosures in the financial report or, if such disclosures are inadequate, to modify our opinion. Our conclusions are based on the audit evidence obtained up to the date of our auditor's report. However, future events or conditions may cause the entity to cease to continue as a going concern.
- Evaluate the overall presentation, structure and content of the financial report, including the disclosures, and whether the financial report represents the underlying transactions and events in a manner that achieves fair presentation.

We communicate with the Management Committee regarding, among other matters, the planned scope and timing of the audit and significant audit findings, including any significant deficiencies in internal control that we identify during our audit.

**UHY Haines Norton** **Reece Jory** Chartered Accountants  
Partner

Brisbane, 7 September 2023

**Redland Museum Inc**  
**ABN 78 257 513 502**  
**60 Smith Street**  
**Cleveland, Qld 4163**  
Telephone: 07 3286 3494  
Email: [admin@redlandmuseum.org.au](mailto:admin@redlandmuseum.org.au)  
[www.redlandmuseum.org.au](http://www.redlandmuseum.org.au)

